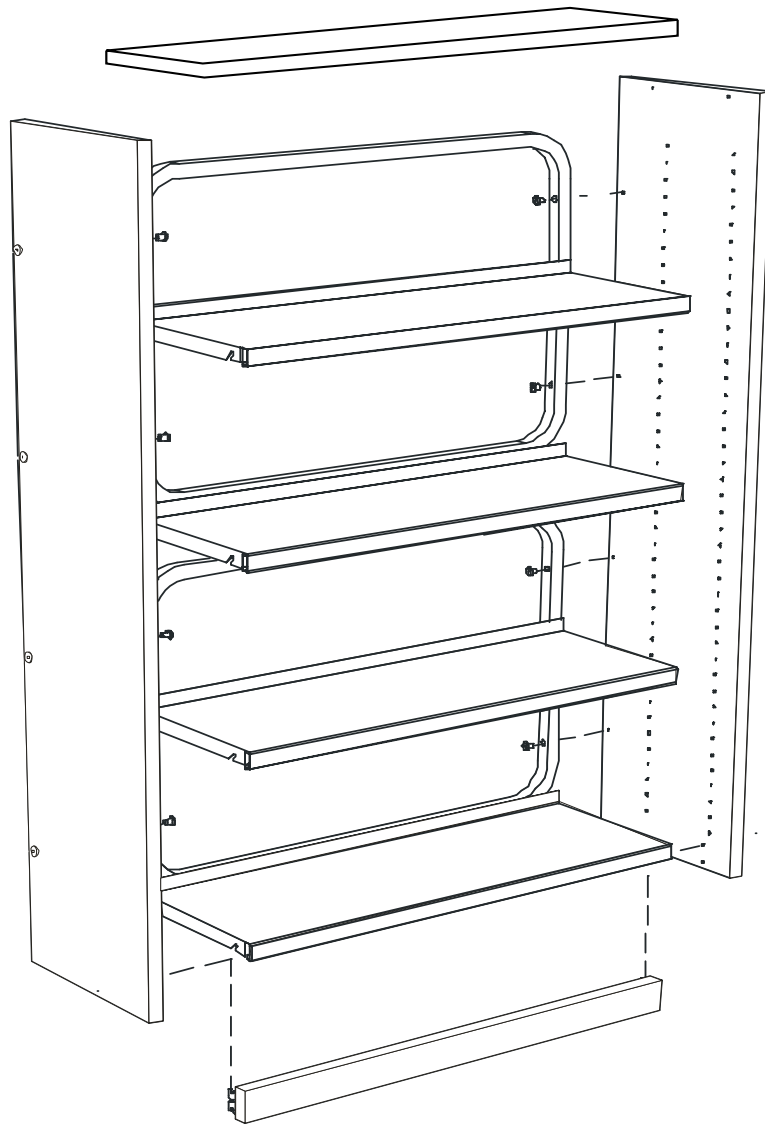


31 Series Steel Frame Construction

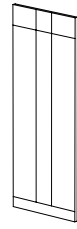
Shelving



Typical Steel Frame Construction
Bookcase Assembly



Bookmark



Metro




Twist



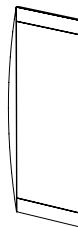
Lexington



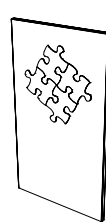
Charleston



Heritage



Malibu



Puzzle

31 Series Steel Frame Construction

Shelving

General Specifications - 31 Series Bookcases with Oak Veneer End Panels

End/Intermediate Panels: All end and intermediate panels are 1" thick oak veneer core with premium grade "A" oak veneer on both faces. All exposed edges are banded with 1/8" solid red oak with edges and corners radiused 1/8". The panels are bored to permit shelf adjustment on 32mm increments, (approximately 1-1/4"). The intermediate panels are machined on both faces. End panels are through bored for attachment to the steel structural frames. Intermediate panels are undetailed. End panels may be specified with design details - see Design Line End Panels for 31-Series Shelving on the following page.

Steel structural frames: Structural frames are welded 1" square 18 ga. steel tubing bent and welded to form a continuous frame with radiused corners and bored to accept 1/4" -20 connector bolt hardware for attachment to the end and intermediate panels. Black powder coat finish is standard. NOTE: Mobile 31 Series units use a non-radiused steel tube frame with 14 gauge steel gussets.

Top: The top panel is 1" thick oak veneer core with select oak veneer face. The front edge is banded with 1/8" solid red oak. The top is attached with locking cam fasteners. Laminate tops are also available.

Toe Plates: A 1" D x 2-1/2" H toe sits below and slightly behind the front of the bottom shelf. Toes are constructed of hardwood plywood and attached to the side panels with steel brackets and screws. Toes are included with each bookcase - one toe with each single faced unit and two with each double faced unit.

Mobile Toe Assembly: The standard toe plate is replaced with a full toe frame on each side of a double faced unit. A steel chassis is fit to the inside of the toe assembly. Casters are bolted to the chassis with 1/4"-20 bolts and nylon insert lock nuts and the entire assembly is attached to the end panels with 5/16"-18 machine bolts. The steel chassis provides formed flanges under the toe and end panels for extra support. The casters are 2" diameter, nonlocking. The mobile bookcase sits 1/2" off the floor.

Adjustable Steel Shelves: 18 ga. steel shelves have a 1-1/4" deep triple bent edge and a 1-1/4" tall bookstop lip in the rear. Angled slots in the turned down side flanges allow the shelves to mount on 5mm adjustable shelf pins. Shelf pins have a collar that prevents them being removed without first removing the shelf. Bookcases 60" tall or taller use two fixed shelves per run. Fixed shelves are identical to adjustable shelves and are secured with 6mm euro-screws which use the same 5mm line holes as the adjustable shelf pins. Nominal 10" and 12" deep shelving uses 9" or 11" deep shelves respectively; dimension shown in following descriptions is full case depth. Shelves are finished with a durable powder coat. Standard powder coat color is black unless otherwise specified.

***leveling glides are optional.** We pre-drill hole locations in all end and intermediate panels to accept leveling glides as a standard manufacturing procedure. If leveling glides are required, you must order the glides separately.

*All pricing shown is for oak veneer.
Use of Maple or other species may incur an upcharge.

General Specifications - 31 Series Bookcases with High-Pressure Laminate End Panels

End/Intermediate Panels: All end and intermediate panels are 1" thick particle board with high-pressure laminate on both faces. All exposed edges are banded with 3mm PVC edges. The panels are bored to permit shelf adjustment on 32mm increments, (approximately 1-1/4"). The intermediate panels are machined on both faces. End panels are through bored for attachment to the steel structural frames. End and intermediate panels are undetailed.

Steel structural frames: Structural frames are welded 1" square 18 ga. steel tubing bent and welded to form a continuous frame with radiused corners and bored to accept 1/4" -20 connector bolt hardware for attachment to the end and intermediate panels. Black powder coat finish is standard. NOTE: Mobile 31 Series units use a non-radiused steel tube frame with 14 gauge steel gussets.

Top: The top panel is 1" thick particle board with a high-pressure laminate face. The front edge is banded with 3mm PVC. The top is attached with locking cam fasteners.

Toe Plates: A 1" D x 2-1/2" H toe sits below and slightly behind the front of the bottom shelf. Toes are constructed of particle board and attached to the side panels with steel brackets and screws. Toes are included with each bookcase - one toe with each single faced unit and two with each double faced unit.

Mobile Toe Assembly: The standard toe plate is replaced with a full toe frame on each side of a double faced unit. A steel chassis is fit to the inside of the toe assembly. Casters are bolted to the chassis with 1/4"-20 bolts and nylon insert lock nuts and the entire assembly is attached to the end panels with 5/16"-18 machine bolts. The steel chassis provides formed flanges under the toe and end panels for extra support. The casters are 2" diameter, nonlocking. The mobile bookcase sits 1/2" off the floor.

General Specifications - 31 Series Bookcases with High-Pressure Laminate End Panels

End/Intermediate Panels: All end and intermediate panels are 1" thick particle board with high-pressure laminate on both faces. All exposed edges are banded with 3mm PVC edges. The panels are bored to permit shelf adjustment on 32mm increments, (approximately 1-1/4"). The intermediate panels are machined on both faces. End panels are through bored for attachment to the steel structural frames. End and intermediate panels are undetailed.

Steel structural frames: Structural frames are welded 1" square 18 ga. steel tubing bent and welded to form a continuous frame with radiused corners and bored to accept 1/4" -20 connector bolt hardware for attachment to the end and intermediate panels. Black powder coat finish is standard. NOTE: Mobile 31 Series units use a non-radiused steel tube frame with 14 gauge steel gussets.

Top: The top panel is 1" thick particle board with a high-pressure laminate face. The front edge is banded with 3mm PVC. The top is attached with locking cam fasteners.

Toe Plates: A 1" D x 2-1/2" H toe sits below and slightly behind the front of the bottom shelf. Toes are constructed of particle board and attached to the side panels with steel brackets and screws. Toes are included with each bookcase - one toe with each single faced unit and two with each double faced unit.

Mobile Toe Assembly: The standard toe plate is replaced with a full toe frame on each side of a double faced unit. A steel chassis is fit to the inside of the toe assembly. Casters are bolted to the chassis with 1/4"-20 bolts and nylon insert lock nuts and the entire assembly is attached to the end panels with 5/16"-18 machine bolts. The steel chassis provides formed flanges under the toe and end panels for extra support. The casters are 2" diameter, nonlocking. The mobile bookcase sits 1/2" off the floor.

Adjustable Steel Shelves: 18 ga. steel shelves have a 1-1/4" deep triple bent edge and a 1-1/4" tall bookstop lip in the rear. Angled slots in the turned down side flanges allow the shelves to mount on 5mm adjustable shelf pins. Shelf pins have a collar that prevents them being removed without first removing the shelf. Bookcases 60" tall or taller use two fixed shelves per run. Fixed shelves are identical to adjustable shelves and are secured with 6mm euro-screws which use the same 5mm line holes as the adjustable shelf pins. Nominal 10" and 12" deep shelving uses 9" or 11" deep shelves respectively; dimension shown in following descriptions is full case depth. Shelves are finished with a durable powder coat. Standard powder coat color is black unless otherwise specified.


***leveling glides are optional.** We pre-drill hole locations in all end and intermediate panels to accept leveling glides as a standard manufacturing procedure. If leveling glides are required, you must order the glides separately.

Adjustable Steel Shelves: 18 ga. steel shelves have a 1-1/4" deep triple bent edge and a 1-1/4" tall bookstop lip in the rear. Angled slots in the turned down side flanges allow the shelves to mount on 5mm adjustable shelf pins. Shelf pins have a collar that prevents them being removed without first removing the shelf. Bookcases 60" tall or taller use two fixed shelves per run. Fixed shelves are identical to adjustable shelves and are secured with 6mm euro-screws which use the same 5mm line holes as the adjustable shelf pins. Nominal 10" and 12" deep shelving uses 9" or 11" deep shelves respectively; dimension shown in following descriptions is full case depth. Shelves are finished with a durable powder coat. Standard powder coat color is black unless otherwise specified.

***leveling glides are optional.** We pre-drill hole locations in all end and intermediate panels to accept leveling glides as a standard manufacturing procedure. If leveling glides are required, you must order the glides separately.

Design Line Oak Veneer End Panels for 31-Series Shelving

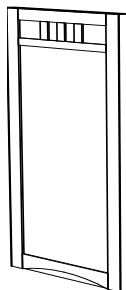
Shelving



Bookmark: A panel without any addition detail. This is the default 31-Series end panel.

Model Number Example:

31-4212 Starter
31-4212A Adder



Charleston: 2-1/2" wide oak overlay stiles and rails on a 1" thick panel. End panels 20" and wider have an applied 1/4" oak overlay rail set 4" below the top rail with (3) mullions running between it and the top rail.

Model Number Example:


38-4212 Starter
31-4212A Adder



Metro: Detailed with 1/8" deep x 1/8" wide grooves, painted black.

Model Number Example:


33-4212 Starter
31-4212A Adder



Heritage: 1/4" thick decorative solid oak mission style detail pieces are applied to the outside face. The panel and details are edged with 1/8" solid oak edgeband.

Model Number Example:

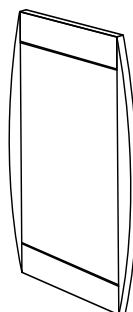
39-4212 Starter
31-4212A Adder



Twist: end panel tops are machined to an arc. The 2-1/2" diameter routed detail is routed 1/8" x 1/8" deep and painted black. The single sided panels do not receive any routed detail.

Model Number Example:

36-4212 Starter
31-4212A Adder



Malibu: Vertical edges of panel are bowed out to a maximum of an additional 3" width on each side. Detail includes top and bottom laminate inlay and 1/8" deep x 1/8" wide grooves, painted black vertical lines.

Model Number Example:

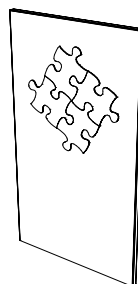
32-4212 Starter
31-4212A Adder



Lexington: 1/4" thick decorative solid oak arched rail-and-stile detail pieces are applied to the outside face. The panel and details are edged with 1/8" solid oak edgeband.

Model Number Example:

37-4212 Starter
31-4212A Adder

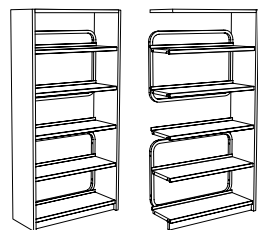


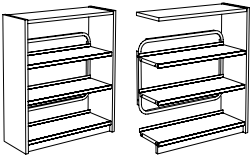
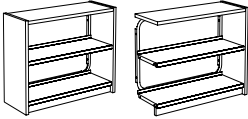
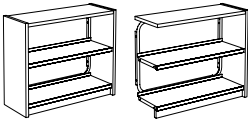


Puzzle: A Puzzle detail applique can be added to Bookmark, Malibu and Twist end panels **See page 142 for details.**

Note: Design Line end panels are not available for high-pressure laminate or melamine 31-Series bookcase models.

31 Series Steel Frame Construction - Standard Bookcases

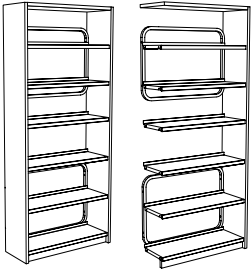
Shelving



31 Series Shelving								
Single Faced Standard Units			Oak Veneer		High-Pressure Laminate		Melamine	
30" High	Description	Wgt.	Part Number	List Price	Part Number	List Price	Part Number	List Price
	30"H x 37"W x 10-1/2"D, Initial	74	31- 3010	\$843	H31- 3010	\$956	T31- 3010	\$827
	30"H x 36"W x 10-1/2"D, Adder	61	31- 3010A	\$699	H31- 3010A	\$780	T31- 3010A	\$712
	30"H x 37"W x 12-1/2"D, Initial	80	31- 3012	\$906	H31- 3012	\$956	T31- 3012	\$827
	30"H x 36"W x 12-1/2"D, Adder	65	31- 3012A	\$750	H31- 3012A	\$780	T31- 3012A	\$712
<i>30" high single sided shelving unit includes top, toe plate, one bottom and one mid shelf.</i>								
36" High	Description	Wgt.	Part Number	List Price	Part Number	List Price	Part Number	List Price
	36"H x 37"W x 10-1/2"D, Initial	82	31- 3610	\$943	H31- 3610	\$1,083	T31- 3610	\$937
	36"H x 36"W x 10-1/2"D, Adder	69	31- 3610A	\$790	H31- 3610A	\$888	T31- 3610A	\$811
	36"H x 37"W x 12-1/2"D, Initial	88	31- 3612	\$1,028	H31- 3612	\$1,083	T31- 3612	\$937
	36"H x 36"W x 12-1/2"D, Adder	73	31- 3612A	\$854	H31- 3612A	\$888	T31- 3612A	\$811
<i>36" high single sided shelving unit includes top, toe plate, one bottom and one mid shelf.</i>								
42" High	Description	Wgt.	Part Number	List Price	Part Number	List Price	Part Number	List Price
	42"H x 37"W x 10-1/2"D, Initial	90	31- 4210	\$1,045	H31- 4210	\$1,211	T31- 4210	\$1,047
	42"H x 36"W x 10-1/2"D, Adder	76	31- 4210A	\$883	H31- 4210A	\$994	T31- 4210A	\$910
	42"H x 37"W x 12-1/2"D, Initial	96	31- 4212	\$1,148	H31- 4212	\$1,211	T31- 4212	\$1,047
	42"H x 36"W x 12-1/2"D, Adder	80	31- 4212A	\$959	H31- 4212A	\$994	T31- 4212A	\$910
<i>42" high single sided shelving unit includes top, toe plate, one bottom and two adjustable shelves.</i>								
48" High	Description	Wgt.	Part Number	List Price	Part Number	List Price	Part Number	List Price
	48"H x 37"W x 10-1/2"D, Initial	92	31- 4810	\$1,097	H31- 4810	\$1,211	T31- 4810	\$1,047
	48"H x 36"W x 10-1/2"D, Adder	78	31- 4810A	\$929	H31- 4810A	\$994	T31- 4810A	\$910
	48"H x 37"W x 12-1/2"D, Initial	98	31- 4812	\$1,206	H31- 4812	\$1,211	T31- 4812	\$1,047
	48"H x 36"W x 12-1/2"D, Adder	82	31- 4812A	\$1,008	H31- 4812A	\$994	T31- 4812A	\$910
<i>48" high single sided shelving unit includes top, toe plate, one bottom and two adjustable shelves.</i>								
60" High	Description	Wgt.	Part Number	List Price	Part Number	List Price	Part Number	List Price
	60"H x 37"W x 10-1/2"D, Initial	120	31- 6010	\$1,346	H31- 6010	\$1,684	T31- 6010	\$1,435
	60"H x 36"W x 10-1/2"D, Adder	96	31- 6010A	\$1,204	H31- 6010A	\$1,409	T31- 6010A	\$1,243
	60"H x 37"W x 12-1/2"D, Initial	126	31- 6012	\$1,381	H31- 6012	\$1,684	T31- 6012	\$1,435
	60"H x 36"W x 12-1/2"D, Adder	79	31- 6012A	\$1,204	H31- 6012A	\$1,409	T31- 6012A	\$1,243
<i>60" High single sided shelving unit includes top, toe plate, one bottom and three adjustable shelves.</i>								
72" High	Description	Wgt.	Part Number	List Price	Part Number	List Price	Part Number	List Price
	72"H x 37"W x 10-1/2"D, Initial	134	31- 7210	\$1,593	H31- 7210	\$1,978	T31- 7210	\$1,693
	72"H x 36"W x 10-1/2"D, Adder	106	31- 7210A	\$1,309	H31- 7210A	\$1,634	T31- 7210A	\$1,453
	72"H x 37"W x 12-1/2"D, Initial	142	31- 7212	\$1,593	H31- 7212	\$1,978	T31- 7212	\$1,693
	72"H x 36"W x 12-1/2"D, Adder	110	31- 7212A	\$1,309	H31- 7212A	\$1,634	T31- 7212A	\$1,453
<i>72" high single sided shelving unit includes top, toe plate, one bottom and four adjustable shelves.</i>								

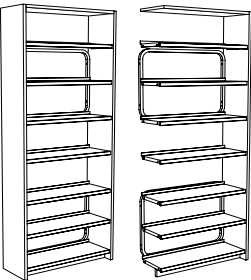
31 Series Steel Frame Construction - Standard & Picture Book Bookcases

Shelving



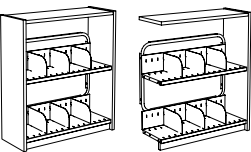
84" High	Description	Wgt.	Part Number	List Price	Part Number	List Price	Part Number	List Price
	84"H x 37"W x 10-1/2"D, Initial	154	31- 8410	\$1,791	H31- 8410	\$2,289	T31- 8410	\$1,902
	84"H x 36"W x 10-1/2"D, Adder	122	31- 8410A	\$1,453	H31- 8410A	\$1,848	T31- 8410A	\$1,615
	84"H x 37"W x 12-1/2"D, Initial	164	31- 8412	\$1,791	H31- 8412	\$2,289	T31- 8412	\$1,902
	84"H x 36"W x 12-1/2"D, Adder	127	31- 8412A	\$1,453	H31- 8412A	\$1,848	T31- 8412A	\$1,615

84" high single sided shelving unit includes top, toe plate, one bottom and five adjustable shelves.



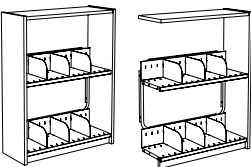
90" High	Description	Wgt.	Part Number	List Price	Part Number	List Price	Part Number	List Price
	90"H x 37"W x 10-1/2"D, Initial	176	31- 9010	\$1,933	H31- 9010	\$2,467	T31- 9010	\$2,050
	90"H x 36"W x 10-1/2"D, Adder	139	31- 9010A	\$1,429	H31- 9010A	\$2,267	T31- 9010A	\$1,982
	90"H x 37"W x 12-1/2"D, Initial	186	31- 9012	\$1,933	H31- 9012	\$2,467	T31- 9012	\$2,050
	90"H x 36"W x 12-1/2"D, Adder	144	31- 9012A	\$1,573	H31- 9012A	\$2,289	T31- 9012A	\$1,982

90" high single sided shelving unit includes top, toe plate, one bottom and six adjustable shelves.



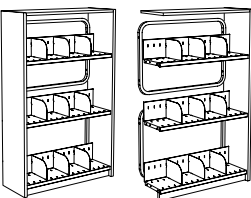
Single Faced Picture Book Display Units			Oak Veneer		High-Pressure Laminate		Melamine	
42" High	Description	Wgt.	Part Number	List Price	Part Number	List Price	Part Number	List Price
	42"H x 37"W x 10-1/2"D, Initial	110	31- 4210P	\$1,207	H31- 4210P	\$1,402	T31-4210P	\$1,214
	42"H x 36"W x 10-1/2"D, Adder	96	31- 4210PA	\$1,046	H31- 4210PA	\$1,184	T31- 4210PA	\$1,082
	42"H x 37"W x 12-1/2"D, Initial	121	31- 4212P	\$1,263	H31- 4212P	\$1,402	T31- 4212P	\$1,214
	42"H x 36"W x 12-1/2"D, Adder	105	31- 4212PA	\$1,087	H31- 4212PA	\$1,184	T31- 4212PA	\$1,082

42" high single sided picture book shelf unit includes a top, toe plate, one bottom and one adjustable shelf.



48" High	Description	Wgt.	Part Number	List Price	Part Number	List Price	Part Number	List Price
	48"H x 37"W x 10-1/2"D, Initial	112	31- 4810P	\$1,269	H31- 4810P	\$1,402	T31- 4810P	\$1,214
	48"H x 36"W x 10-1/2"D, Adder	98	31- 4810PA	\$1,099	H31- 4810PA	\$1,184	T31- 4810PA	\$1,082
	48"H x 37"W x 12-1/2"D, Initial	123	31- 4812P	\$1,329	H31- 4812P	\$1,402	T31- 4812P	\$1,214
	48"H x 36"W x 12-1/2"D, Adder	107	31- 4812PA	\$1,141	H31- 4812PA	\$1,184	T31- 4812PA	\$1,082

48" high single sided picture book shelf unit includes a top, toe plate one bottom and one adjustable shelf.

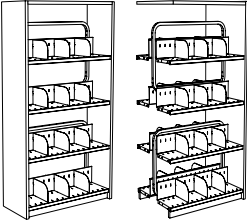


60" High	Description	Wgt.	Part Number	List Price	Part Number	List Price	Part Number	List Price
	60"H x 37"W x 10-1/2"D, Initial	140	31- 6010P	\$1,642	H31- 6010P	\$2,058	T31- 6010P	\$1,750
	60"H x 36"W x 10-1/2"D, Adder	116	31- 6010PA	\$1,421	H31- 6010PA	\$1,665	T31- 6010PA	\$1,469
	60"H x 37"W x 12-1/2"D, Initial	151	31- 6012P	\$1,665	H31- 6012P	\$2,133	T31- 6012P	\$1,816
	60"H x 36"W x 12-1/2"D, Adder	124	31- 6012PA	\$1,447	H31- 6012PA	\$1,870	T31- 6012PA	\$1,653

60" high single sided picture book shelf unit includes a top, toe plate one bottom and two adjustable shelves.

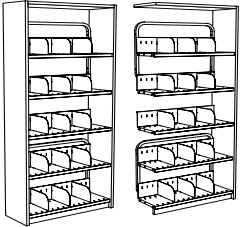
31 Series Steel Frame Construction - Picture Book & Multi-Media Display Bookcases

Shelving



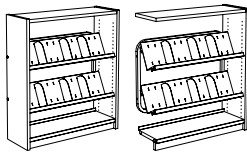
72" High	Description	Wgt.	Part Number	List Price	Part Number	List Price	Part Number	List Price
	72"H x 37"W x 10-1/2"D, Initial	158	31- 7210P	\$1,906	H31- 7210P	\$2,366	T31- 7210P	\$2,024
	72"H x 36"W x 10-1/2"D, Adder	130	31- 7210PA	\$1,667	H31- 7210PA	\$2,081	T31- 7210PA	\$1,852
	72"H x 37"W x 12-1/2"D, Initial	172	31- 7212P	\$1,978	H31- 7212P	\$2,641	T31- 7212P	\$2,258
	72"H x 36"W x 12-1/2"D, Adder	140	31- 7212PA	\$1,706	H31- 7212PA	\$2,302	T31- 7212PA	\$2,046

72" high single sided picture book shelf unit includes a top, toe plate, one bottom and three adjustable shelves.

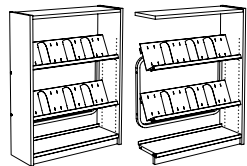


84" High	Description	Wgt.	Part Number	List Price	Part Number	List Price	Part Number	List Price
	84"H x 37"W x 10-1/2"D, Initial	182	31- 8410P	\$1,996	H31- 8410P	\$2,698	T31- 8410P	\$2,243
	84"H x 36"W x 10-1/2"D, Adder	150	31- 8410PA	\$1,755	H31- 8410PA	\$2,306	T31- 8410PA	\$2,014
	84"H x 37"W x 12-1/2"D, Initial	199	31- 8412P	\$2,114	H31- 8412P	\$2,698	T31- 8412P	\$2,243
	84"H x 36"W x 12-1/2"D, Adder	162	31- 8412PA	\$1,811	H31- 8412PA	\$2,306	T31- 8412PA	\$2,014

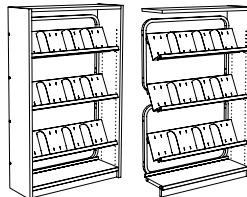
84" high single sided picture book shelf unit includes a top, toe plate, one bottom and three adjustable shelves.




Single Faced Multi-Media Display Units			Oak Veneer		High-Pressure Laminate		Melamine	
42" High	Description	Wgt.	Part Number	List Price	Part Number	List Price	Part Number	List Price
	42"H x 37"W x 10-1/2"D, Initial	102	31- 4210MM	\$1,420	H31- 4210MM	\$1,643	T31- 4210MM	\$1,425
	42"H x 36"W x 10-1/2"D, Adder	88	31- 4210MMA	\$1,259	H31- 4210MMA	\$1,422	T31- 4210MMA	\$1,299
	42"H x 37"W x 12-1/2"D, Initial	101	31- 4212MM	\$1,477	H31- 4212MM	\$1,643	T31- 4212MM	\$1,425
	42"H x 36"W x 12-1/2"D, Adder	91	31- 4212MMA	\$1,302	H31- 4212MMA	\$1,422	T31- 4212MMA	\$1,299



48" High	Description	Wgt.	Part Number	List Price	Part Number	List Price	Part Number	List Price
	48"H x 37"W x 10-1/2"D, Initial	105	31- 4810MM	\$1,484	H31- 4810MM	\$1,643	T31- 4810MM	\$1,425
	48"H x 36"W x 10-1/2"D, Adder	90	31- 4810MMA	\$1,310	H31- 4810MMA	\$1,422	T31- 4810MMA	\$1,299
	48"H x 37"W x 12-1/2"D, Initial	104	31- 4812MM	\$1,540	H31- 4812MM	\$1,643	T31- 4812MM	\$1,425
	48"H x 36"W x 12-1/2"D, Adder	93	31- 4812MMA	\$1,354	H31- 4812MMA	\$1,422	T31- 4812MMA	\$1,299



60" High	Description	Wgt.	Part Number	List Price	Part Number	List Price	Part Number	List Price
	60"H x 37"W x 10-1/2"D, Initial	140	31- 6010MM	\$1,911	H31- 6010MM	\$2,393	T31- 6010MM	\$2,036
	60"H x 36"W x 10-1/2"D, Adder	116	31- 6010MMA	\$1,686	H31- 6010MMA	\$1,977	T31- 6010MMA	\$1,745
	60"H x 37"W x 12-1/2"D, Initial	151	31- 6012MM	\$1,924	H31- 6012MM	\$2,477	T31- 6012MM	\$2,110
	60"H x 36"W x 12-1/2"D, Adder	124	31- 6012MMA	\$1,716	H31- 6012MMA	\$2,221	T31- 6012MMA	\$1,962



72" High	Description	Wgt.	Part Number	List Price	Part Number	List Price	Part Number	List Price
	72"H x 37"W x 10-1/2"D, Initial	158	31-7210MM	\$2,225	H31-7210MM	\$2,761	T31-7210MM	\$2,364
	72"H x 36"W x 10-1/2"D, Adder	130	31-7210MMA	\$1,987	H31-7210MMA	\$2,478	T31-7210MMA	\$2,203
	72"H x 37"W x 12-1/2"D, Initial	172	31- 7212MM	\$2,295	H31- 7212MM	\$3,083	T31- 7212MM	\$2,640
	72"H x 36"W x 12-1/2"D, Adder	140	31- 7212MMA	\$2,027	H31- 7212MMA	\$2,741	T31- 7212MMA	\$2,440

P-31SERIESSHELVING-221017

31 Series Steel Frame Construction - Newspaper & Magazine Display Bookcases

Shelving

Single Faced Newspaper Display Units			Oak Veneer	
60" High	Description	Wgt.	Part Number	List Price
	60"H x 37"W x 10-1/2"D, Initial	110	31-6010NS	\$1,165
	60"H x 36"W x 10-1/2"D, Adder	86	31-6010NSA	\$950
	60"H x 37"W x 12-1/2"D, Initial	116	31-6012NS	\$1,243
	60"H x 36"W x 12-1/2"D, Adder	89	31-6012NSA	\$1,037
				\$0

72" High	Description	Wgt.	Part Number	List Price
	72"H x 37"W x 10-1/2"D, Initial	115	31-7210NS	\$1,265
	72"H x 36"W x 10-1/2"D, Adder	91	31-7210NSA	\$1,003
	72"H x 37"W x 12-1/2"D, Initial	122	31-7212NS	\$1,350
	72"H x 36"W x 12-1/2"D, Adder	95	31-7212NSA	\$1,090
				\$0

84" High	Description	Wgt.	Part Number	List Price
	84"H x 37"W x 10-1/2"D, Initial	144	31-8410NS	\$1,375
	84"H x 36"W x 10-1/2"D, Adder	112	31-8410NSA	\$1,138
	84"H x 37"W x 12-1/2"D, Initial	156	31-8412NS	\$1,574
	84"H x 36"W x 12-1/2"D, Adder	117	31-8412NSA	\$1,279

Single Faced Magazine Display Units			Oak Veneer		High-Pressure Laminate		Melamine	
42" High	Description	Wgt.	Part Number	List Price	Part Number	List Price	Part Number	List Price
	42"H x 37"W x 10-1/2"D, Initial	84	31-4210MS	\$1,332	H31-4210MS	\$1,542	T31-4210MS	\$1,336
	42"H x 36"W x 10-1/2"D, Adder	66	31-4210MSA	\$1,171	H31-4210MSA	\$1,327	T31-4210MSA	\$1,211
	42"H x 37"W x 12-1/2"D, Initial	90	31-4212MS	\$1,387	H31-4212MS	\$1,542	T31-4212MS	\$1,336
	42"H x 36"W x 12-1/2"D, Adder	70	31-4212MSA	\$1,209	H31-4212MSA	\$1,327	T31-4212MSA	\$1,211

48" High	Description	Wgt.	Part Number	List Price	Part Number	List Price	Part Number	List Price
	48"H x 37"W x 10-1/2"D, Initial	89	31-4810MS	\$1,383	H31-4810MS	\$1,542	T31-4810MS	\$1,321
	48"H x 36"W x 10-1/2"D, Adder	69	31-4810MSA	\$1,214	H31-4810MSA	\$1,327	T31-4810MSA	\$1,192
	48"H x 37"W x 12-1/2"D, Initial	98	31-4812MS	\$1,444	H31-4812MS	\$1,542	T31-4812MS	\$1,321
	48"H x 36"W x 12-1/2"D, Adder	74	31-4812MSA	\$1,255	H31-4812MSA	\$1,327	T31-4812MSA	\$1,192

60" High	Description	Wgt.	Part Number	List Price	Part Number	List Price	Part Number	List Price
	60"H x 37"W x 10-1/2"D, Initial	122	31-6010MS	\$1,690	H31-6010MS	\$2,115	T31-6010MS	\$1,805
	60"H x 36"W x 10-1/2"D, Adder	94	31-6010MSA	\$1,467	H31-6010MSA	\$1,719	T31-6010MSA	\$1,518
	60"H x 37"W x 12-1/2"D, Initial	130	31-6012MS	\$1,712	H31-6012MS	\$2,191	T31-6012MS	\$1,865
	60"H x 36"W x 12-1/2"D, Adder	98	31-6012MSA	\$1,494	H31-6012MSA	\$1,931	T31-6012MSA	\$1,706

72" High	Description	Wgt.	Part Number	List Price	Part Number	List Price	Part Number	List Price
	72"H x 37"W x 10-1/2"D, Initial	122	31-7210MS	\$2,012	H31-7210MS	\$2,498	T31-7210MS	\$2,136
	72"H x 36"W x 10-1/2"D, Adder	94	31-7210MSA	\$1,771	H31-7210MSA	\$2,211	T31-7210MSA	\$1,966
	72"H x 37"W x 12-1/2"D, Initial	130	31-7212MS	\$2,087	H31-7212MS	\$2,789	T31-7212MS	\$2,387
	72"H x 36"W x 12-1/2"D, Adder	98	31-7212MSA	\$1,816	H31-7212MSA	\$2,445	T31-7212MSA	\$2,175

84" High	Description	Wgt.	Part Number	List Price	Part Number	List Price	Part Number	List Price
	84"H x 37"W x 10-1/2"D, Initial	122	31-8410MS	\$2,035	H31-8410MS	\$2,599	T31-8410MS	\$2,160
	84"H x 36"W x 10-1/2"D, Adder	94	31-8410MSA	\$1,791	H31-8410MSA	\$2,281	T31-8410MSA	\$1,992
	84"H x 37"W x 12-1/2"D, Initial	130	31-8412MS	\$2,154	H31-8412MS	\$2,746	T31-8412MS	\$2,280
	84"H x 36"W x 12-1/2"D, Adder	98	31-8412MSA	\$1,848	H31-8412MSA	\$2,355	T31-8412MSA	\$2,056

P-31SERIESSHELVING-221017

31 Series Steel Frame Construction - Multimedia & Double Sided Standard Bookcases

Shelving



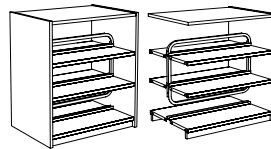
Double Faced Standard Units			Oak Veneer		High-Pressure Laminate		Melamine	
30" High	Description	Wgt.	Part Number	List Price	Part Number	List Price	Part Number	List Price
	30"H x 37"W x 20"D, Initial	124	31-3020	\$1,400	H31-3020	\$1,796	T31-3020	\$1,533
	30"H x 36"W x 20"D, Adder	102	31-3020A	\$1,152	H31-3020A	\$1,550	T31-3020A	\$1,370
	30"H x 37"W x 24"D, Initial	148	31-3024	\$1,533	H31-3024	\$1,796	T31-3024	\$1,533
	30"H x 36"W x 24"D, Adder	123	31-3024A	\$1,255	H31-3024A	\$1,550	T31-3024A	\$1,370

30" high double sided shelving unit includes top, two toe plates, two bottom and two adjustable shelves.



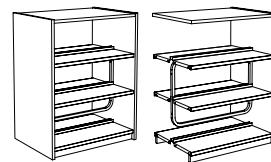
36" High	Description	Wgt.	Part Number	List Price	Part Number	List Price	Part Number	List Price
	36"H x 37"W x 20"D, Initial	142	31-3620	\$1,612	H31-3620	\$1,890	T31-3620	\$1,622
	36"H x 36"W x 20"D, Adder	116	31-3620A	\$1,257	H31-3620A	\$1,589	T31-3620A	\$1,430
	36"H x 37"W x 20"D, Initial Mobile	154	31-3620-MOB	\$1,891	H31-3620-MOB	\$2,185	T31-3620-MOB	\$1,917
	36"H x 36"W x 20"D, Adder Mobile	128	31-3620A-MOB	\$1,536	H31-3620A-MOB	\$1,884	T31-3620A-MOB	\$1,724
	36"H x 37"W x 24"D, Initial	160	31-3624	\$1,759	H31-3624	\$1,890	T31-3624	\$1,622
	36"H x 36"W x 24"D, Adder	130	31-3624A	\$1,367	H31-3624A	\$1,589	T31-3624A	\$1,430
	36"H x 37"W x 24"D, Initial Mobile	172	31-3624-MOB	\$2,037	H31-3624-MOB	\$2,185	T31-3624-MOB	\$1,917
	36"H x 36"W x 24"D, Adder Mobile	142	31-3624A-MOB	\$1,645	H31-3624A-MOB	\$1,884	T31-3624A-MOB	\$1,724

36" high double sided shelving unit includes top, two toe plates, two bottom and two adjustable shelves.



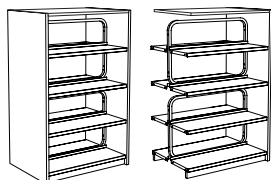
42" High	Description	Wgt.	Part Number	List Price	Part Number	List Price	Part Number	List Price
	42"H x 37"W x 20"D, Initial	160	31-4220	\$1,820	H31-4220	\$1,983	T31-4220	\$1,715
	42"H x 36"W x 20"D, Adder	129	31-4220A	\$1,359	H31-4220A	\$1,630	T31-4220A	\$1,488
	42"H x 37"W x 20"D, Initial Mobile	172	31-4220-MOB	\$2,110	H31-4220-MOB	\$2,275	T31-4220-MOB	\$2,009
	42"H x 36"W x 20"D, Adder Mobile	141	31-4220A-MOB	\$1,600	H31-4220A-MOB	\$1,924	T31-4220A-MOB	\$1,783
	42"H x 37"W x 24"D, Initial	172	31-4224	\$1,982	H31-4224	\$1,983	T31-4224	\$1,715
	42"H x 36"W x 24"D, Adder	137	31-4224A	\$1,477	H31-4224A	\$1,630	T31-4224A	\$1,488
	42"H x 37"W x 24"D, Initial Mobile	184	31-4224-MOB	\$2,266	H31-4224-MOB	\$2,275	T31-4224-MOB	\$2,009
	42"H x 36"W x 24"D, Adder Mobile	149	31-4224A-MOB	\$1,719	H31-4224A-MOB	\$1,924	T31-4224A-MOB	\$1,783

42" high double sided shelving unit includes top, two toe plates, two bottom and four adjustable shelves.



48" High	Description	Wgt.	Part Number	List Price	Part Number	List Price	Part Number	List Price
	48"H x 37"W x 20"D, Initial	164	31-4820	\$1,914	H31-4820	\$1,983	T31-4820	\$1,715
	48"H x 36"W x 20"D, Adder	132	31-4820A	\$1,430	H31-4820A	\$1,630	T31-4820A	\$1,488
	48"H x 37"W x 20"D, Initial Mobile	176	31-4820-MOB	\$2,200	H31-4820-MOB	\$2,275	T31-4820-MOB	\$2,009
	48"H x 36"W x 20"D, Adder Mobile	144	31-4820A-MOB	\$1,671	H31-4820A-MOB	\$1,924	T31-4820A-MOB	\$1,783
	48"H x 37"W x 24"D, Initial	176	31-4824	\$2,082	H31-4824	\$1,983	T31-4824	\$1,715
	48"H x 36"W x 24"D, Adder	140	31-4824A	\$1,554	H31-4824A	\$1,630	T31-4824A	\$1,488
	48"H x 37"W x 24"D, Initial Mobile	188	31-4824-MOB	\$2,366	H31-4824-MOB	\$2,275	T31-4824-MOB	\$2,009
	48"H x 36"W x 24"D, Adder Mobile	152	31-4824A-MOB	\$1,794	H31-4824A-MOB	\$1,924	T31-4824A-MOB	\$1,783

48" high double sided shelving unit includes top, two toe plates, two bottom and four adjustable shelves.



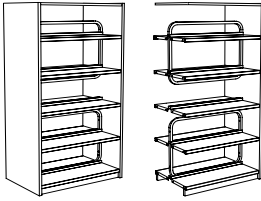
60" High	Description	Wgt.	Part Number	List Price	Part Number	List Price	Part Number	List Price
	60"H x 37"W x 20"D, Initial		31-6020	\$2,340	H31-6020	\$3,005	T31-6020	\$2,557
	60"H x 36"W x 20"D, Adder		31-6020A	\$1,865	H31-6020A	\$2,512	T31-6020A	\$2,220
	60"H x 37"W x 24"D, Initial		31-6024	\$2,560	H31-6024	\$3,005	T31-6024	\$2,557
	60"H x 36"W x 24"D, Adder		31-6024A	\$2,087	H31-6024A	\$2,512	T31-6024A	\$2,220

60" high double sided shelving unit includes top, two toe plates, two bottom and six adjustable shelves.

P-31SERIESSHELVING-221017

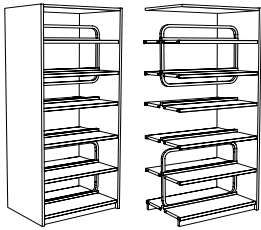
31 Series Steel Frame Construction - Double Sided Standard & Picture Book Bookcases

Shelving



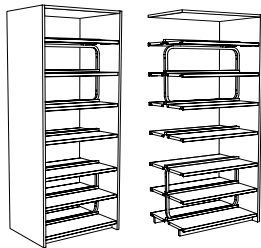
72" High	Description	Wgt.	Part Number	List Price	Part Number	List Price	Part Number	List Price
	72"H x 37"W x 20"D, Initial	206	31-7220	\$2,637	H31-7220	\$3,589	T31-7220	\$3,077
	72"H x 36"W x 20"D, Adder	172	31-7220A	\$2,133	H31-7220A	\$2,965	T31-7220A	\$2,638
	72"H x 37"W x 24"D, Initial	220	31-7224	\$2,944	H31-7224	\$3,589	T31-7224	\$3,077
	72"H x 36"W x 24"D, Adder	179	31-7224A	\$2,364	H31-7224A	\$2,965	T31-7224A	\$2,638

72" high double sided shelving unit includes top, two toe plates, two bottom and eight adjustable shelves.



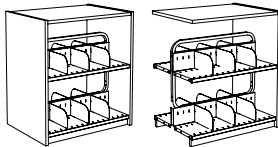
84" High	Description	Wgt.	Part Number	List Price	Part Number	List Price	Part Number	List Price
	84"H x 37"W x 20"D, Initial	241	31-8420	\$2,864	H31-8420	\$4,311	T31-8420	\$3,580
	84"H x 36"W x 20"D, Adder	192	31-8420A	\$2,361	H31-8420A	\$3,483	T31-8420A	\$3,042
	84"H x 37"W x 24"D, Initial	257	31-8424	\$3,242	H31-8424	\$4,311	T31-8424	\$3,580
	84"H x 36"W x 24"D, Adder	199	31-8424A	\$2,599	H31-8424A	\$3,483	T31-8424A	\$3,042

84" high double sided shelving unit includes top, two toe plates, two bottom and ten adjustable shelves.



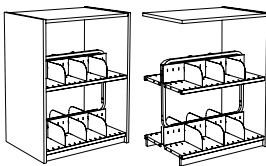
90" High	Description	Wgt.	Part Number	List Price	Part Number	List Price	Part Number	List Price
	90"H x 37"W x 20"D, Initial	325	31-9020	\$3,057	H31-9020	\$4,603	T31-9020	\$3,823
	90"H x 36"W x 20"D, Adder	258	31-9020A	\$2,515	H31-9020A	\$3,718	T31-9020A	\$3,248
	90"H x 37"W x 24"D, Initial	342	31-9024	\$3,461	H31-9024	\$4,603	T31-9024	\$3,823
	90"H x 36"W x 24"D, Adder	266	31-9024A	\$2,777	H31-9024A	\$3,718	T31-9024A	\$3,248

90" high double sided shelving unit includes top, two toe plates, two bottom and ten adjustable shelves.



Double Faced Picture Book Display Units		Oak Veneer			High-Pressure Laminate		Melamine	
42" High	Description	Wgt.	Part Number	List Price	Part Number	List Price	Part Number	List Price
	42"H x 37"W x 20"D, Initial	184	31-4220P	\$2,155	H31-4220P	\$2,343	T31-4220P	\$2,029
	42"H x 36"W x 20"D, Adder	153	31-4220PA	\$1,702	H31-4220PA	\$2,039	T31-4220PA	\$1,863
	42"H x 37"W x 20"D, Initial Mobile	196	31-4220P-MOB	\$2,441	H31-4220P-MOB	\$2,639	T31-4220P-MOB	\$2,320
	42"H x 36"W x 20"D, Adder Mobile	165	31-4220PA-MOB	\$1,943	H31-4220PA-MOB	\$2,332	T31-4220PA-MOB	\$2,160
	42"H x 37"W x 24"D, Initial	202	31-4224P	\$2,230	H31-4224P	\$2,343	T31-4224P	\$2,029
	42"H x 36"W x 24"D, Adder	167	31-4224PA	\$1,739	H31-4224PA	\$2,039	T31-4224PA	\$1,863
	42"H x 37"W x 24"D, Initial Mobile	214	31-4224P-MOB	\$2,516	H31-4224P-MOB	\$2,639	T31-4224P-MOB	\$2,322
	42"H x 36"W x 24"D, Adder Mobile	179	31-4224PA-MOB	\$1,982	H31-4224PA-MOB	\$2,332	T31-4224PA-MOB	\$2,160

42" high double sided picture book shelf unit includes top, two toe plates, two bottom and two adjustable shelves.

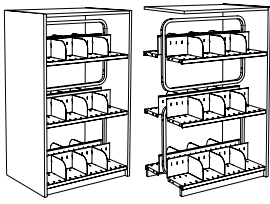


48" High	Description	Wgt.	Part Number	List Price	Part Number	List Price	Part Number	List Price
	48"H x 37"W x 20"D, Initial	188	31-4820P	\$2,259	H31-4820P	\$2,343	T31-4820P	\$2,029
	48"H x 36"W x 20"D, Adder	157	31-4820PA	\$1,787	H31-4820PA	\$2,039	T31-4820PA	\$1,863
	48"H x 37"W x 20"D, Initial Mobile	200	31-4820P-MOB	\$2,550	H31-4820P-MOB	\$2,639	T31-4820P-MOB	\$2,320
	48"H x 36"W x 20"D, Adder Mobile	169	31-4820PA-MOB	\$2,550	H31-4820PA-MOB	\$2,332	T31-4820PA-MOB	\$2,160
	48"H x 37"W x 24"D, Initial	207	31-4824P	\$2,341	H31-4824P	\$2,343	T31-4824P	\$2,029
	48"H x 36"W x 24"D, Adder	171	31-4824PA	\$1,829	H31-4824PA	\$2,039	T31-4824PA	\$1,863
	48"H x 37"W x 24"D, Mobile	219	31-4824P-MOB	\$2,631	H31-4824P-MOB	\$2,639	T31-4824P-MOB	\$2,320
	48"H x 36"W x 24"D, Mobile	183	31-4824PA-MOB	\$2,069	H31-4824PA-MOB	\$2,332	T31-4824PA-MOB	\$2,160

48" high double sided picture book shelf unit includes top, two toe plates, two bottom and two adjustable shelves.

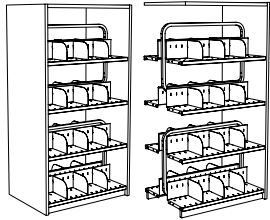
31 Series Steel Frame Construction - Double Sided Picture Book & Multi-Media Bookcases

Shelving



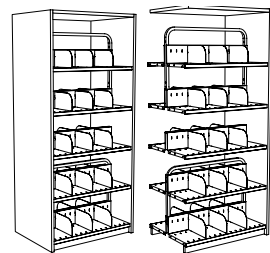
60" High	Description	Wgt.	Part Number	List Price	Part Number	List Price	Part Number	List Price
	60"H x 37"W x 20"D, Initial	246	31-6020P	\$3,040	H31-6020P	\$3,905	T31-6020P	\$3,324
	60"H x 36"W x 20"D, Adder	216	31-6020PA	\$2,582	H31-6020PA	\$3,478	T31-6020PA	\$3,071
	60"H x 37"W x 24"D, Initial	270	31-6024P	\$3,124	H31-6024P	\$3,905	T31-6024P	\$3,324
	60"H x 36"W x 24"D, Adder	222	31-6024PA	\$2,660	H31-6024PA	\$3,478	T31-6024PA	\$3,071

60" high double sided picture book shelf unit includes top, two toe plates, two bottom and four adjustable shelves.



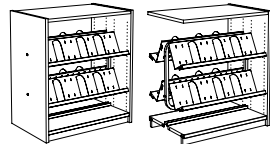
72" High	Description	Wgt.	Part Number	List Price	Part Number	List Price	Part Number	List Price
	72"H x 37"W x 20"D, Initial	184	31-7220P	\$3,594	H31-7220P	\$4,900	T31-7220P	\$4,196
	72"H x 36"W x 20"D, Adder	153	31-7220PA	\$3,105	H31-7220PA	\$4,320	T31-7220PA	\$3,839
	72"H x 37"W x 24"D, Initial	202	31-7224P	\$3,737	H31-7224P	\$4,900	T31-7224P	\$4,196
	72"H x 36"W x 24"D, Adder	167	31-7224PA	\$3,175	H31-7224PA	\$4,320	T31-7224PA	\$3,839

72" high double sided picture book shelf unit includes top, two toe plates, two bottom and six adjustable shelves.

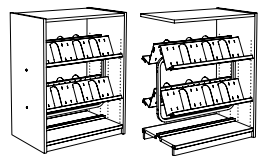


84" High	Description	Wgt.	Part Number	List Price	Part Number	List Price	Part Number	List Price
	84"H x 37"W x 20"D, Initial	188	31-8420P	\$3,795	H31-8420P	\$5,711	T31-8420P	\$4,743
	84"H x 36"W x 20"D, Adder	157	31-8420PA	\$3,298	H31-8420PA	\$4,867	T31-8420PA	\$4,253
	84"H x 37"W x 24"D, Initial	207	31-8424P	\$3,983	H31-8424P	\$5,711	T31-8424P	\$4,743
	84"H x 36"W x 24"D, Adder	171	31-8424PA	\$3,362	H31-8424PA	\$4,867	T31-8424PA	\$4,253

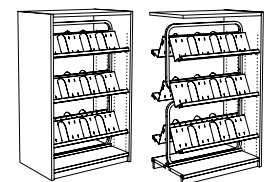
84" high double sided picture book shelf unit includes a top, two toe plates two bottom and eight adjustable shelves.



Double Faced Multi-Media Display Units			Oak Veneer		High-Pressure Laminate		Melamine	
42" High	Description	Wgt.	Part Number	List Price	Part Number	List Price	Part Number	List Price
	42"H x 37"W x 20"D, Initial	184	31-4220MM	\$2,580	H31-4220MM	\$2,807	T31-4220MM	\$2,429
	42"H x 36"W x 20"D, Adder	153	31-4220MMA	\$2,128	H31-4220MMA	\$2,553	T31-4220MMA	\$2,330
	42"H x 37"W x 24"D, Initial	202	31-4224MM	\$2,657	H31-4224MM	\$2,807	T31-4224MM	\$2,429
	42"H x 36"W x 24"D, Adder	167	31-4224MMA	\$2,163	H31-4224MMA	\$2,642	T31-4224MMA	\$2,330



48" High	Description	Wgt.	Part Number	List Price	Part Number	List Price	Part Number	List Price
	48"H x 37"W x 20"D, Initial	188	31-4820MM	\$2,686	H31-4820MM	\$3,289	T31-4820MM	\$2,406
	48"H x 36"W x 20"D, Adder	157	31-4820MMA	\$2,211	H31-4820MMA	\$3,158	T31-4820MMA	\$2,304
	48"H x 37"W x 24"D, Initial	207	31-4824MM	\$2,766	H31-4824MM	\$3,289	T31-4824MM	\$2,406
	48"H x 36"W x 24"D, Adder	171	31-4824MMA	\$2,253	H31-4824MMA	\$3,158	T31-4824MMA	\$2,304

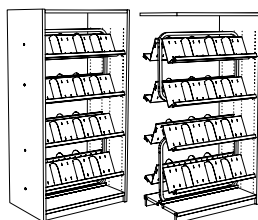


60" High	Description	Wgt.	Part Number	List Price	Part Number	List Price	Part Number	List Price
	60"H x 37"W x 20"D, Initial	246	31-6020MM	\$3,679	H31-6020MM	\$4,723	T31-6020MM	\$4,023
	60"H x 36"W x 20"D, Adder	216	31-6020MMA	\$3,221	H31-6020MMA	\$4,338	T31-6020MMA	\$3,830
	60"H x 37"W x 24"D, Initial	270	31-6024MM	\$3,762	H31-6024MM	\$4,723	T31-6024MM	\$4,023
	60"H x 36"W x 24"D, Adder	222	31-6024MMA	\$2,846	H31-6024MMA	\$4,338	T31-6024MMA	\$3,830

P-31SERIESSHELVING-221017

31 Series Steel Frame Construction - Double Sided Multi-Media & Magazine Display Bookcases

Shelving



72" High	Description	Wgt.	Part Number	List Price	Part Number	List Price	Part Number	List Price
	72"H x 37"W x 20"D, Initial	289	31-7220MM	\$4,445	H31-7220MM	\$6,058	T31-7220MM	\$5,188
	72"H x 36"W x 20"D, Adder	240	31-7220MMA	\$3,956	H31-7220MMA	\$5,503	T31-7220MMA	\$4,887
	72"H x 37"W x 24"D, Initial	317	31-7224MM	\$4,588	H31-7224MM	\$6,058	T31-7224MM	\$5,188
	72"H x 36"W x 24"D, Adder	259	31-7224MMA	\$4,027	H31-7224MMA	\$5,503	T31-7224MMA	\$4,887



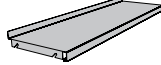
Double Faced Magazine Display Units			Oak Veneer		High-Pressure Laminate		Melamine	
42" High	Description	Wgt.	Part Number	List Price	Part Number	List Price	Part Number	List Price
	42"H x 37"W x 20"D, Initial	148	31-4220MS	\$2,400	H31-4220MS	\$2,614	T31-4220MS	\$2,258
	42"H x 36"W x 20"D, Adder	117	31-4220MSA	\$1,949	H31-4220MSA	\$2,336	T31-4220MSA	\$2,134
	42"H x 37"W x 20"D, Mobile	160	31-4220MS-MOB	\$2,688	H31-4220MS-MOB	\$2,907	T31-4220MS-MOB	\$2,554
	42"H x 37"W x 24"D, Initial	160	31-4224MS	\$2,477	H31-4224MS	\$2,614	T31-4224MS	\$2,258
	42"H x 36"W x 24"D, Adder	125	31-4224MSA	\$1,986	H31-4224MSA	\$2,336	T31-4224MSA	\$2,134
	42"H x 37"W x 24"D, Mobile	172	31-4224MS-MOB	\$2,764	H31-4224MS-MOB	\$2,907	T31-4224MS-MOB	\$2,554
48" High	Description	Wgt.	Part Number	List Price	Part Number	List Price	Part Number	List Price
	48"H x 37"W x 20"D, Initial	158	31-4820MS	\$2,489	H31-4820MS	\$2,614	T31-4820MS	\$2,258
	48"H x 36"W x 20"D, Adder	122	31-4820MSA	\$2,016	H31-4820MSA	\$2,336	T31-4820MSA	\$2,134
	48"H x 37"W x 20"D, Mobile	170	31-4820MS-MOB	\$2,779	H31-4820MS-MOB	\$2,907	T31-4820MS-MOB	\$2,554
	48"H x 37"W x 24"D, Initial	176	31-4824MS	\$2,575	H31-4824MS	\$2,614	T31-4824MS	\$2,258
	48"H x 36"W x 24"D, Adder	133	31-4824MSA	\$2,059	H31-4824MSA	\$2,336	T31-4824MSA	\$2,134
	48"H x 37"W x 24"D, Mobil	188	31-4824MS-MOB	\$2,577	H31-4824MS-MOB	\$2,907	T31-4824MS-MOB	\$2,554
60" High	Description	Wgt.	Part Number	List Price	Part Number	List Price	Part Number	List Price
	60"H x 37"W x 20"D, Initial	176	31-6020MS	\$3,133	H31-6020MS	\$4,024	T31-6020MS	\$3,428
	60"H x 36"W x 20"D, Adder	135	31-6020MSA	\$2,673	H31-6020MSA	\$3,607	T31-6020MSA	\$3,184
	60"H x 37"W x 24"D, Initial	190	31-6024MS	\$3,215	H31-6024MS	\$4,024	T31-6024MS	\$3,428
	60"H x 36"W x 24"D, Adder	142	31-6024MSA	\$2,754	H31-6024MSA	\$3,607	T31-6024MSA	\$3,184
72" High	Description	Wgt.	Part Number	List Price	Part Number	List Price	Part Number	List Price
	72"H x 37"W x 20"D, Initial	206	31-7220MS	\$3,810	H31-7220MS	\$5,193	T31-7220MS	\$4,447
	72"H x 36"W x 20"D, Adder	172	31-7220MSA	\$3,318	H31-7220MSA	\$4,615	T31-7220MSA	\$4,104
	72"H x 37"W x 24"D, Initial	220	31-7224MS	\$3,956	H31-7224MS	\$5,193	T31-7224MS	\$4,447
	72"H x 36"W x 24"D, Adder	179	31-7224MSA	\$3,390	H31-7224MSA	\$4,615	T31-7224MSA	\$4,104
84" High	Description	Wgt.	Part Number	List Price	Part Number	List Price	Part Number	List Price
	84"H x 37"W x 20"D, Initial	241	31-8420MS	\$3,869	H31-8420MS	\$5,823	T31-8420MS	\$4,836
	84"H x 36"W x 20"D, Adder	192	31-8420MSA	\$3,373	H31-8420MSA	\$4,978	T31-8420MSA	\$4,349
	84"H x 37"W x 24"D, Initial	257	31-8424MS	\$4,058	H31-8424MS	\$5,823	T31-8424MS	\$4,836
	84"H x 36"W x 24"D, Adder	199	31-8424MSA	\$3,434	H31-8424MSA	\$4,978	T31-8424MSA	\$4,349

P-31SERIESSHELVING-221017

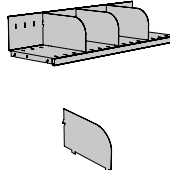
31-Series Accessories

Shelving

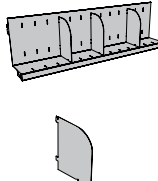
31 Series Individual Adjustable Steel Shelves


Bookcase	Model Number	Description	Wgt.	List Price
	SB321-10SH	10"D X 34-15/16"W Flat Steel Bookcase Shelf	9	\$131
	SB321-12SH	12"D X 34-15/16"W Flat Steel Bookcase Shelf	10	\$142

Magazine Display	Model Number	Description	Wgt.	List Price
	S21-12SH-MAG	Magazine, 12"D X 35"W	11	198

Picture Book	Model Number	Description	Wgt.	List Price
	S321-10SH-PB	10" 31, 21, 11 Series Steel Picture Book Shelf	16	\$266
	S321-12SH-PB	12" 31, 21, 11 Series Steel Picture Book Shelf	17	\$239
	S321-10SH-PB-DIV	10" 31, 21, 11 Series Steel Picture Book Divider	0.5	\$29
	S321-12SH-PB-DIV	12" 31, 21, 11 Series Steel Picture Book Divider	0.5	\$25

Browser Bins	Model Number	Description	Wgt.	List Price
	S321-12SH-BB	12" 31, 21, 11 Series Steel Browser Bins shelf		\$277

Multi-Media Display	Model Number	Description	Wgt.	List Price
	31-10SH-MM	10" 31 Series steel multi-media shelf		\$406
	31-12SH-MM	12" 31 Series steel multi-media shelf		\$414
	31-10SH-MM-DIV	10" 31 Series steel MM divider		\$29
	31-12SH-MM-DIV	12" 31 Series steel MM divider		\$29

Sliding Book Support	Model Number	Description	Wgt.	List Price
	21-BS10	10"L x 4:H Sliding Book Support for standard steel shelves	0.5	\$37

Tops for 31-series Bookcases

Top-Single Faced Unit	Model Number	Description	Wgt.	List Price
	31-STP10	10"D x 36"W		\$205
	31-STP12	12"D x 36"W		\$216

Top-Double Faced Unit	Model Number	Description	Wgt.	List Price
	31-DTP10	20"D x 36"W		\$289
	31-DTP12	24"D x 36"W		\$312

Optional leveling Glides	Model Number	Description	Wgt.	List Price
	31-LK	Set of 2 leveling glides		\$15

Wall Mounting Brackets for Single Faced Shelf Units	Model Number	Description	Wgt.	List Price
	31-SFMB	Set of 2 mounting brackets		\$45