

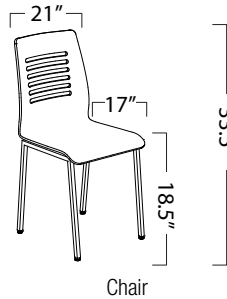
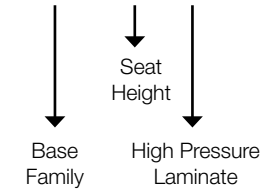
General Specifications

Seat: Seat is a formed plywood shell finished in high pressure laminate or veneer. Mounting hardware that secures shell to frame is fastened to the underside of the shell with wood screws.

Frame: The frame assembly is comprised of 1", 16-gauge powder coated square steel tubing. The frame is completely welded. Tap-in ABS glide. The stool height frame includes a welded foot rail.

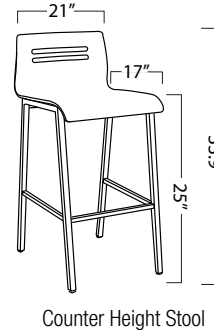
Model Number Breakdown:

[BE]-[19][L]




Chair

Shipping Information (Chair)
Set up
6.8 cu. ft. (up to 2/ctn)
17 lbs. each
17 lbs. packed with 1



Counter Height Stool

Shipping Information (Chair)
Set up
6.95 cu. ft. (up to 2/ctn)
20 lbs. each
20 lbs. packed with 1



Bar Height Stool

Shipping Information (Chair)
Set up
8.07 cu. ft. (up to 2/ctn)
21 lbs. each
21 lbs. packed with 1

Bella						
Model Number	Base	Seat	Back	Seat Hgt.	Wgt. (lbs.)	List Prices
BE-19A	Post	Maple	Maple	19	17	\$657
BE-19L	Post	HPL	HPL	19	17	\$657
BES-25A	Post	Maple	Maple	25	20	\$785
BES-25L	Post	HPL	HPL	25	20	\$785
BES-31A	Post	Maple	Maple	31	21	\$785
BES-31L	Post	HPL	HPL	31	21	\$785

Set Up Charges and Upcharges for Non-Standard and Custom Finishes

Model Number	Description	List Price
Group 2 Powder Coat	Set up charge, per color, per order, for Group 2 Powder Coat	\$329
Non-Standard HPL	Upcharge for nonstandard HPL (applies to Bella and Romak only)	\$690
Duo Tone Upcharge	Upcharge, per chair, for 2 Tone HPL (applies to Bella and Romak only)	\$34

- Contoured 7-ply veneer shell with exposed edges
- Powder coated steel frame
- Non-marring ABS Glides

Minimum Order Quantity:
10 Pieces per line item.

Required to order:

Model # including:

- HPL selection, if applicable
- Veneer selection, if applicable
- Powder coat color