

## General Specifications

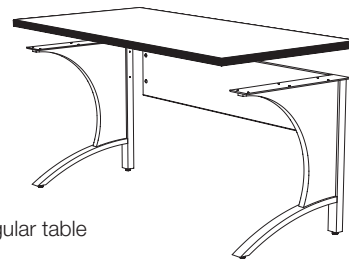
**Table Top:** Table tops are 1-1/4" thick, three-ply 45# particleboard construction with .050" high-pressure laminate top surface and a .030" phenolic backer. Square corners on banded tops have a 1/8" radius.

**Steel End Frames:** Are weldments consisting of a 14 gauge 1-1/2"x2" steel tubing vertical leg, a curved 1"x2" steel tube leg, and a 1/4" thick x 4"W steel mounting plate. Legs are fitted with adjustable glides. The weldment has a shaped 1-3/16" thick wood panel mounted within it for both structure and appearance.


**Modesty Panels:** Modesty Panels are required for structure and are available in either wood or steel. Modesty is 3/4" thick veneered panel with embedded steel inserts. Modesty panels are attached with threaded metal fasteners to end frames with threaded wood fasteners to the underside of the work surface.

Modesty panels for 29"H rectangular tables are 11"H. Full-height modesty panels are provided for 36"H, 42"H Cirrus tables and all Cirrus Curve Tables.

**Finish:** See **mediatechnologies®** Finish and Color Guide for choices.



Rectangular table



Curved table



Rectangular Tables with Laminate Modesty Panel				
Model Number	Description	Wgt.	List Price	
			3mm PVC Edges	
CS-C2436L-29-SHM	24"D x 36"L x 29"H	64	\$1,726	
CS-C2442L-29-SHM	24"D x 42"L x 29"H	70	\$1,795	
CS-C2448L-29-SHM	24"D x 48"L x 29"H	76	\$1,832	
CS-C2460L-29-SHM	24"D x 60"L x 29"H	83	\$1,927	
CS-C2472L-29-SHM	24"D x 72"L x 29"H	100	\$2,031	
CS-C3036L-29-SHM	30"D x 36"L x 29"H	70	\$1,758	
CS-C3042L-29-SHM	30"D x 42"L x 29"H	76	\$1,876	
CS-C3048L-29-SHM	30"D x 48"L x 29"H	83	\$1,876	
CS-C3060L-29-SHM	30"D x 60"L x 29"H	90	\$1,982	
CS-C3072L-29-SHM	30"D x 72"L x 29"H	112	\$2,106	



Rectangular Tables with Veneer Modesty Panel			
Model Number	Description	Wgt.	List Price
3mm Wood Edges			
CS-E2436V-29-SHM	24"D x 36"L x 29"H	67	\$1,855
CS-E2442V-29-SHM	24"D x 42"L x 29"H	73	\$1,945
CS-E2448V-29-SHM	24"D x 48"L x 29"H	79	\$1,954
CS-E2460V-29-SHM	24"D x 60"L x 29"H	86	\$2,047
CS-E2472V-29-SHM	24"D x 72"L x 29"H	103	\$2,151
CS-E3036V-29-SHM	30"D x 36"L x 29"H	73	\$1,890
CS-E3042V-29-SHM	30"D x 42"L x 29"H	80	\$1,978
CS-E3048V-29-SHM	30"D x 48"L x 29"H	87	\$2,000
CS-E3060V-29-SHM	30"D x 60"L x 29"H	94	\$2,106
CS-E3072V-29-SHM	30"D x 72"L x 29"H	115	\$2,231

Curved Tables with Laminate Modesty Panels			
Model Number	Description	Wgt.	List Price
3mm PVC Edges			
CS-C2496-60CRV-29-FHM	Cirrus Table, Curved, 96" Width, 24" returns, Inner Radius 72", 29"Height, Laminate top and panels, PVC edges, powder coated steel frame	103	\$6,726
CS-C2496-60CRV-36-FHM	Cirrus Table, Curved, 96" Width, 24" returns, Inner Radius 72", 36"Height, Laminate top and panels, PVC edges, powder coated steel frame	103	\$7,002
CS-C2496-60CRV-42-FHM	Cirrus Table, Curved, 96" Width, 24" returns, Inner Radius 72", 42"Height, Laminate top and panels, PVC edges, powder coated steel frame	103	\$7,002
CS-C24110-90CRV-29-FHM	Cirrus Table, Curved, 110" Width, 24" returns, Inner Radius 54", 29"Height, Laminate top and panels, PVC edges, powder coated steel frame	103	\$7,002
CS-C24110-90CRV-36-FHM	Cirrus Table, Curved, 110" Width, 24" returns, Inner Radius 54", 36"Height, Laminate top and panels, PVC edges, powder coated steel frame	103	\$7,002
CS-C24110-90CRV-42-FHM	Cirrus Table, Curved, 110" Width, 24" returns, Inner Radius 54", 42"Height, Laminate top and panels, PVC edges, powder coated steel frame	103	\$7,002

**Required to order:** Model # including options if applicable

- HPL selection
- PVC selection
- veneer selection and finish (if applicable)
- powder coat color.

**Note:** Veneer prices shown are for oak. Maple or other species may incur an upcharge.

### General Specifications

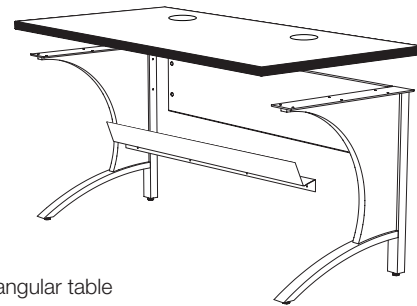
**Table Top:** Table tops are 1-1/4" thick, three-ply 45# particleboard construction with .050" high-pressure laminate top surface and a .030" phenolic backer. Square corners on banded tops have a 1/8" radius. Table top provided with 80mm grommet(s).

**Steel End Frames:** Are weldments consisting of a 14 gauge 1-1/2"x2" steel tubing vertical leg, a curved 1"x2" steel tube leg, and a 1/4" thick x 4"W steel mounting plate. Legs are fitted with adjustable glides. The weldment has a shaped 1-3/16" thick wood panel mounted within it for both structure and appearance.

**Modesty Panels:** Modesty Panels are required for structure and are available in either wood or steel. Modesty is 3/4" thick veneered panel with embedded steel inserts. Modesty panels are attached with threaded metal fasteners to end frames with threaded wood fasteners to the underside of the work surface. A wire management channel is fastened at the bottom to accommodate power and data cabling.

Modesty panels for 29"H rectangular tables are 11"H. Full-height modesty panels are provided for 36"H and 42"H Cirrus tables.

**Finish:** See mediatechnologies® Finish and Color Guide for choices.



Rectangular table

**Required to order:** Model # including options if applicable, laminate selection and powder coat color.

**If applicable:** PVC color, wood selection and wood finish color.



Rectangular Tables with Laminate Modesty Panel				
Model Number	Description	Wgt.	List Price	
3mm PVC Edges				
CSC-C2436L-29-SHM	24"D x 36"L x 29"H, (1) 80mm grommet, wire management trough	64	\$1,726	
CSC-C2442L-29-SHM	24"D x 42"L x 29"H, (1) 80mm grommet, wire management trough	70	\$1,795	
CSC-C2448L-29-SHM	24"D x 48"L x 29"H, (1) 80mm grommet, wire management trough	76	\$1,832	
CSC-C2460L-29-SHM	24"D x 60"L x 29"H, (2) 80mm grommets, wire management trough	83	\$1,927	
CSC-C2472L-29-SHM	24"D x 72"L x 29"H, (2) 80mm grommets, wire management trough	100	\$2,031	
CSC-C3036L-29-SHM	30"D x 36"L x 29"H, (1) 80mm grommet, wire management trough	70	\$1,758	
CSC-C3042L-29-SHM	30"D x 42"L x 29"H, (1) 80mm grommet, wire management trough	76	\$1,876	
CSC-C3048L-29-SHM	30"D x 48"L x 29"H, (1) 80mm grommet, wire management trough	83	\$1,876	
CSC-C3060L-29-SHM	30"D x 60"L x 29"H, (2) 80mm grommets, wire management trough	90	\$1,982	
CSC-C3072L-29-SHM	30"D x 72"L x 29"H, (2) 80mm grommets, wire management trough	112	\$2,106	



Rectangular Tables with Veneer Modesty Panel				
Model Number	Description	Wgt.	List Price	
3mm Wood Edges				
CSC-E2436V-29-SHM	24"D x 36"L x 29"H, (1) 80mm grommet, wire management trough	67	\$1,855	
CSC-E2442V-29-SHM	24"D x 42"L x 29"H, (1) 80mm grommet, wire management trough	73	\$1,945	
CSC-E2448V-29-SHM	24"D x 48"L x 29"H, (1) 80mm grommet, wire management trough	79	\$1,954	
CSC-E2460V-29-SHM	24"D x 60"L x 29"H, (2) 80mm grommets, wire management trough	86	\$2,047	
CSC-E2472V-29-SHM	24"D x 72"L x 29"H, (2) 80mm grommets, wire management trough	103	\$2,151	
CSC-E3036V-29-SHM	30"D x 36"L x 29"H, (1) 80mm grommet, wire management trough	73	\$1,890	
CSC-E3042V-29-SHM	30"D x 42"L x 29"H, (1) 80mm grommet, wire management trough	80	\$1,978	
CSC-E3048V-29-SHM	30"D x 48"L x 29"H, (1) 80mm grommet, wire management trough	87	\$2,000	
CSC-E3060V-29-SHM	30"D x 60"L x 29"H, (2) 80mm grommets, wire management trough	94	\$2,106	
CSC-E3072V-29-SHM	30"D x 72"L x 29"H, (2) 80mm grommets, wire management trough	115	\$2,231	

**Required to order:** Model # including options if applicable

- HPL selection
- PVC selection
- veneer selection and finish (if applicable)
- powder coat color.

**Note:** Veneer prices shown are for oak. Maple or other species may incur an upcharge.